

LI 12TU

Device information	LI 12TU
Design	
- Heat source	Outside air
- Model	Universal design
- Thermal energy metering	Integrated
- Installation location	Indoors
- Performance levels	1
Operating limits	
- Min. return temperature / Max. flow temperature ⁷⁾	18 / 60 °C +/- 2
- Lower operating limit heat source (heating operation) / Upper operating limit heat source (heating operation)	-20 / 35 °C
Flow / sound	
- Max. heating water flow rate / Pressure drop	2,0 m ³ /h / 27300 Pa
- Minimum heating water flow rate / Pressure drop	0,9 m ³ /h / 6100 Pa
- Heat source flow (min.)	4100 m ³ /h / 25 Pa
- Sound power level	50 dB (A)
- Sound pressure level in 1 m (indoors) ²⁾	43 dB (A)
Dimensions/weight and filling quantities	
- Weight	270 kg
- Thread type, heating connection / Connection heating	G / 1 ¼ inch
- Air duct outlet dimensions	552 x 355 mm
- Dimensions of air duct entry	726 x 726 mm
- Refrigerant / Amount of refrigerant	R410A / 4,6 kg
- Oil type / Oil quantity	Polyolester (POE) / l
- Buffer tank	Nein
Electrical connection	
- Rated voltage / Fuse protection	3/N/PE ~400 V, 50 Hz / C 13 A
- Control voltage / Control voltage fuse protection	1/N/PE ~230 V, 50 Hz / C 13 A
- Degree of protection	IP 21
- Initial current limiter	Yes
- Starting current	19 A
- Rotary field monitoring	Yes
- Nominal power consumption A7/W35 / Maximum electric power consumption ¹⁾	2,4 / 4,4 kW
- Nominal current at A7/W35 / cos phi	4,1 A / 0,85
- Power consumption of the compressor protection / Control compressor protection	70 W / thermostatically controlled
- Power consumption of the fan	130 W
Additional model features	
- Type of defrosting	Reverse circulation
- Water in device protected against freezing ⁴⁾	Yes



Glen Dimplex Thermal Solutions T: + 49 9221 709-100
 (Glen Dimplex Deutschland GmbH) F: + 49 9221 709-339
 Am Goldenen Feld 18 dimplex@dimplex.de
 D-95326 Kulmbach www.dimplex.de

Glen Dimplex Austria GmbH T: + 43 6214 20330
 Hauptstraße 71 F: + 43 6214 203304
 A-5302 Henndorf am Wallersee info@dimplex.at
 www.dimplex.at

LI 12TU

Heat output / coefficient of performance (COP) according to EN 14511:1)

Heizen 1 Verdichter	W35	W45	W55
A-20	5.02 kW / 2.30	4.74 kW / 1.85	
A-15	5.67 kW / 2.55	5.5 kW / 2.1	
A-7	7.1 kW / 3.1	6.97 kW / 2.57	6.92 kW / 2.14
A2	9.4 kW / 4.0	8.95 kW / 3.21	8.45 kW / 2.54
A7	11.5 kW / 4.8	11.3 kW / 3.96	10.3 kW / 3.0
A10	12.0 kW / 5.1	11.64 kW / 4.06	11.01 kW / 3.21
A20	14.6 kW / 6.1	13.9 kW / 4.8	12.9 kW / 3.6

Heizen 2 Verdichter	W35	W45	W55
A2			

Note:

1) This data indicates the size and capacity of the system according to EN 14511. For an analysis of the economic and energy efficiency of the system, the bivalence point and regulation should be taken into consideration. These specifications can only be achieved with clean heat exchangers. Information on maintenance, commissioning and operation can be found in the respective sections of the installation and operating instructions. The specified values have the following meaning, e.g. A7 / W35: Heat source temperature 7 °C and heating water flow temperature 35 °C.

2) The specified sound pressure level corresponds to the operating noise of the heat pump in heating operation with a flow temperature of 35°C. The specified sound pressure level represents the free sound area level. The measured value can deviate by up to 16 dB(A), depending on the installation location.

4) The heat circulating pump and the heat pump manager must always be ready for operation.

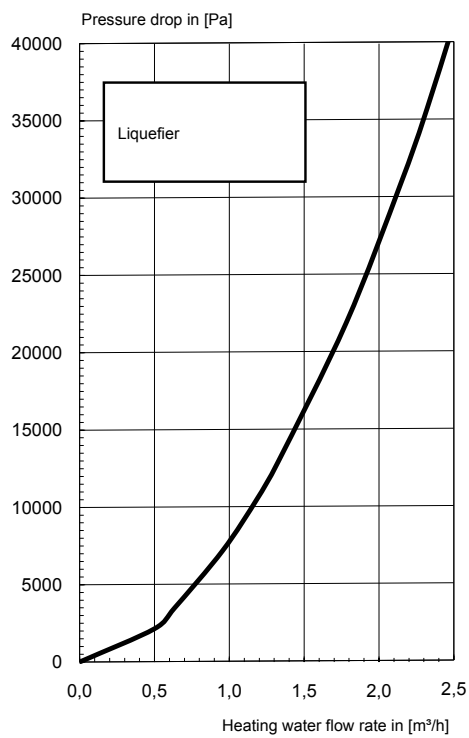
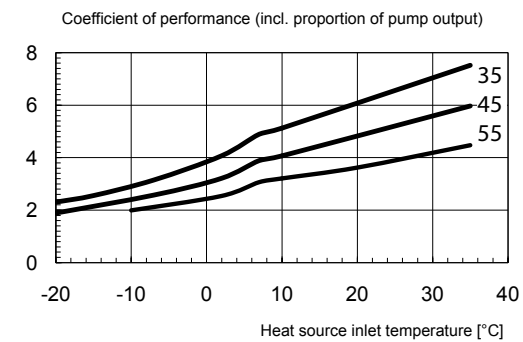
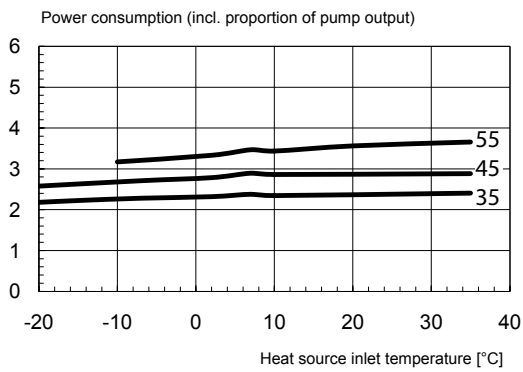
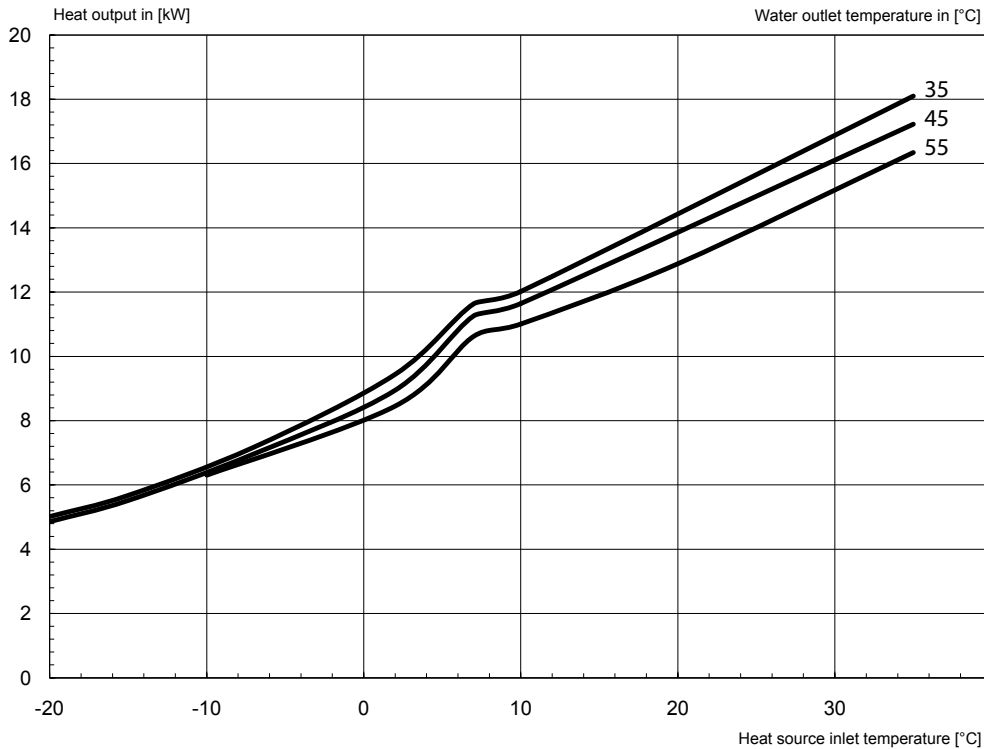
7) Depending on the heat pump type and refrigerant used, the maximum flow temperatures in heating operation may be reduced when the outside temperature falls. Further information can be found in the operating limit diagram for the heat pump. If the supporting feet are used, the level can increase by up to 3 dB (A).



Glen Dimplex Thermal Solutions
(Glen Dimplex Deutschland GmbH)
Am Goldenen Feld 18
D-95326 Kulmbach
T: + 49 9221 709-100
F: + 49 9221 709-339
dimplex@dimplex.de
www.dimplex.de

Glen Dimplex Austria GmbH
Hauptstraße 71
A-5302 Henndorf am Wallersee
T: + 43 6214 20330
F: + 43 6214 203304
info@dimplex.at
www.dimplex.at

LI 12TU



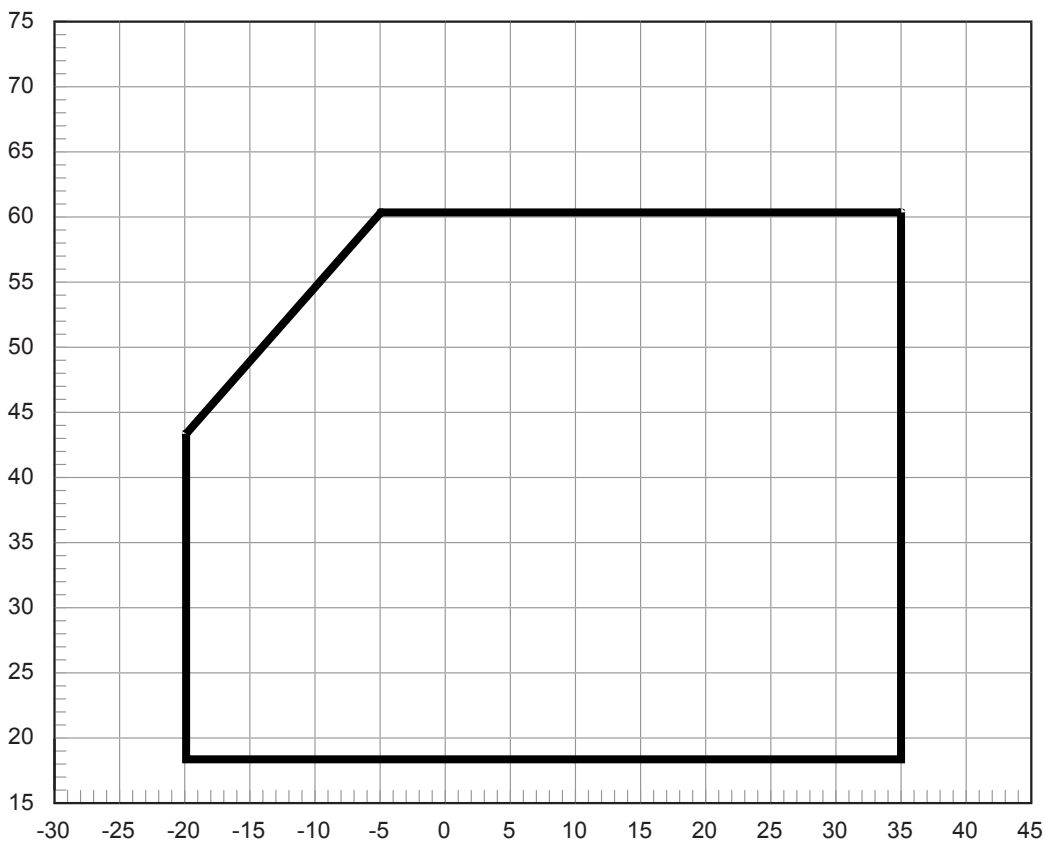
Glen Dimplex Thermal Solutions T: + 49 9221 709-100
 (Glen Dimplex Deutschland GmbH) F: + 49 9221 709-339
 Am Goldenen Feld 18 dimplex@dimplex.de
 D-95326 Kulmbach www.dimplex.de

Glen Dimplex Austria GmbH
 Hauptstraße 71
 A-5302 Henndorf am Wallersee

T: + 43 6214 20330
 F: + 43 6214 203304
 info@dimplex.at
 www.dimplex.at

LI 12TU

Heating water temperature [°C]



Heat source inlet temperature [°C]

◊

Note:
The maximum possible flow temperature and the operating limits vary by $\pm 2\text{K}$ due to component tolerances.
The minimum volume flow specified in the device information must be ensured at the lower operating limit.
In mono energy operating mode with the heating element activated, the maximum flow temperature increases by approximately 3K .



Glen Dimplex Thermal Solutions T: + 49 9221 709-100
(Glen Dimplex Deutschland GmbH) F: + 49 9221 709-339
Am Goldenen Feld 18 dimplex@dimplex.de
D-95326 Kulmbach www.dimplex.de

Glen Dimplex Austria GmbH T: + 43 6214 20330
Hauptstraße 71 F: + 43 6214 203304
A-5302 Henndorf am Wallersee info@dimplex.at
www.dimplex.at